

CLASSIC DESIGNS

BY



EMMONS COLLECTION



- Made in America since 1966 -

EMMONS

RUSTIC SOPHISTICATION BEST DESCRIBES THE EMMONS COLLECTION. SLOPING RECESSED ARMS AND HAND-HAMMERED NAILS CAPTURE THE SPIRIT OF THIS STYLE AND THE ESSENCE OF REFINED YET RELAXED COMFORT.



STYLE: 71 - 22 - SS CHAIR
70 - SS OTTOMAN



STYLE: 73X - 78 - 3/3 - SS SOFA
*SHOWN WITH BF-17 BUN FOOT AND SADDLE-STITCH TRIM OPTION.

SELECT YOUR FOOT STYLE:



BF-17

H3" D4¼"



BF-19

H3" D4"



BF-25

H2½" D3¾"



BF-30

H2" D4"

SELECT YOUR BACK AND SEAT CUSHION TRIM:



SADDLE STITCH - SS



TOP STITCH - TS



WELT TRIM - WT

TRADITIONAL



36" CHAIR
71 - 22

OVERALL:

H	37
W	36
D	38

INSIDE:

SH	20½
W	22
D	21
AH	27



EMMONS OTTOMAN
70

H	18
W	25
D	21

**SEAT DEPTH MAY BE INCREASED 3" BY ADDING "X" AFTER THE STYLE NUMBER (I.E. 71X, 72X, 73X). WHEN INCREASING CHAIR DEPTH BY 3", INSIDE WIDTH WILL INCREASE TO 24".

**Overall height & seat height are based on 3" leg height. Different leg options will determine overall height & seat height.



SIDEVIEW OF THE EMMONS COLLECTION

SOFAS

92" - 3 OVER 3
73 - 78 - 3/3

OVERALL:

H	37
W	92
D	38

INSIDE:

SH	20½
W	78
D	21
AH	27

86" - 3 OVER 3
73 - 72 - 3/3

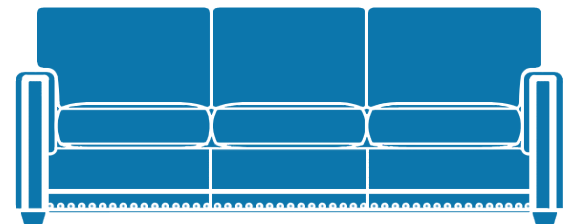
H	37
W	86
D	38

SH	20½
W	72
D	21
AH	27

80" - 3 OVER 3
73 - 66 - 3/3

H	37
W	80
D	38

SH	20½
W	66
D	21
AH	27



74" - 2 OVER 2
73 - 60 - 2/2

OVERALL:

H	37
W	74
D	38

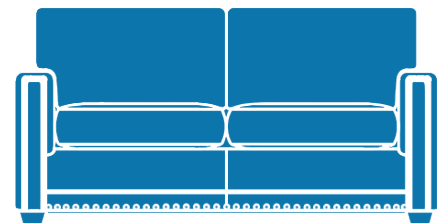
INSIDE:

SH	20½
W	60
D	21
AH	27

74" - 2 OVER 1
73 - 60 - 2/1

H	37
W	74
D	38

SH	20½
W	60
D	21
AH	27



LOVESEATS

58" - 2 OVER 2
72 - 44 - 2/2

OVERALL:

H	37
W	58
D	38

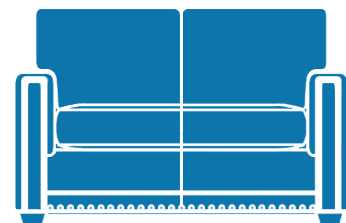
INSIDE:

SH	20½
W	44
D	21
AH	27

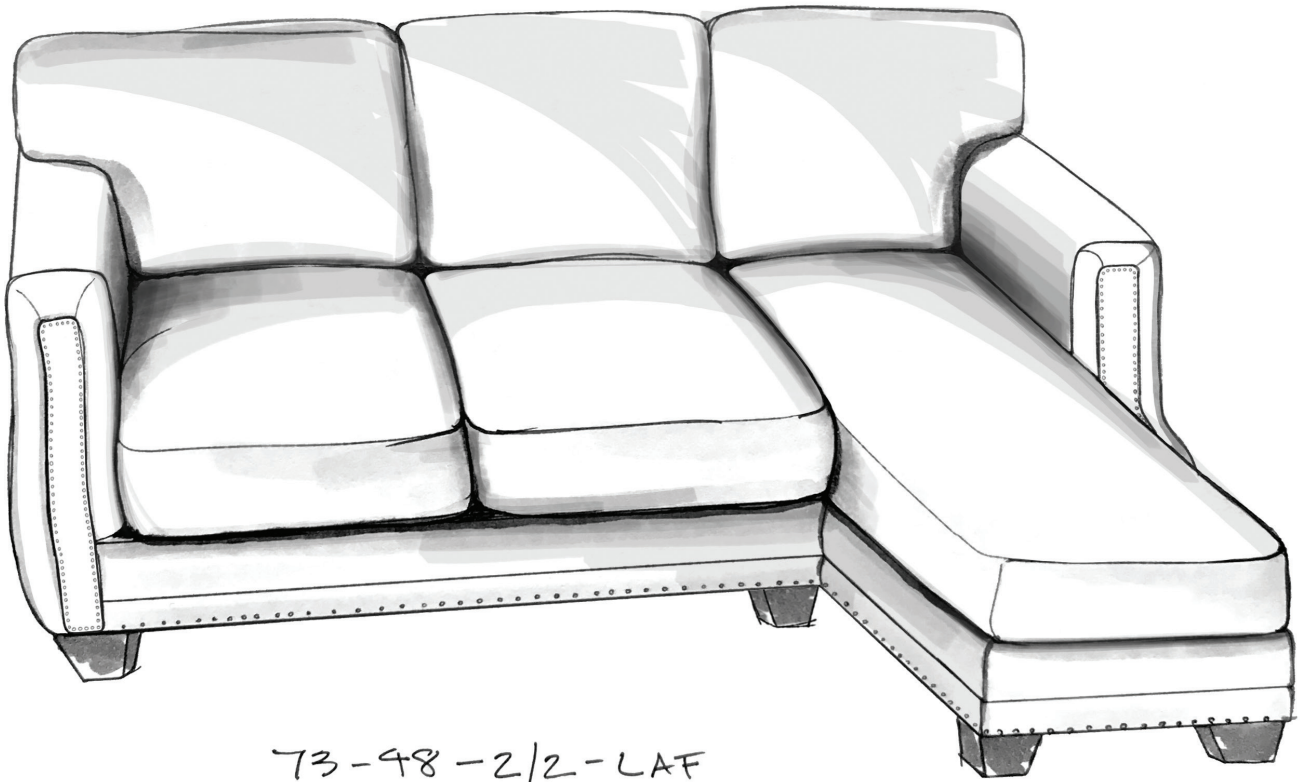
58" - 2 OVER 1
72 - 44 - 2/1

H	37
W	58
D	38

SH	20½
W	44
D	21
AH	27



EMMONS SECTIONAL



73-98-2/2-LAF
71-24-CH-RAF †

SELECT YOUR FOOT STYLE:



BF-17
H3" D4¼"



BF-19
H3" D4"



BF-25
H2½" D3¾"



BF-30
H2" D4"

SELECT YOUR BACK AND SEAT CUSHION TRIM:



SADDLE STITCH - SS

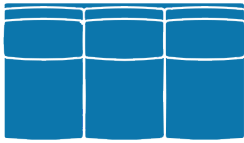


TOP STITCH - TS

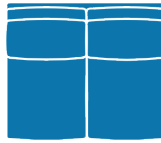


WELT TRIM - WT

ARMLESS



ARMLESS SOFA
73 - 72 - 3/3 - A
 OVERALL: H37 W72 D38
 INSIDE: W72 D21
 SEAT: H20½

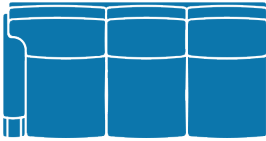


ARMLESS LOVESEAT
72 - 48 - 2/2 - A
 OVERALL: H37 W48 D38
 INSIDE: W48 D21
 SEAT: H20½

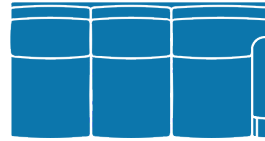


ARMLESS CHAIR
71 - 24 - A
 OVERALL: H37 W24 D38
 INSIDE: W24 D24
 SEAT: H20½

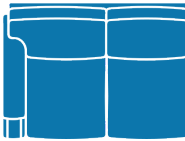
ARM FACING



LEFT ARM FACING SOFA
73 - 72 - 3/3 - LAF
 OVERALL: H37 W79 D38
 INSIDE: W72 D21
 SEAT: H20½
 ARM: H27



RIGHT ARM FACING SOFA
73 - 72 - 3/3 - RAF
 OVERALL: H37 W79 D38
 INSIDE: W72 D21
 SEAT: H20½
 ARM: H27



LEFT ARM FACING LOVESEAT
72 - 48 - 2/2 - LAF
 OVERALL: H37 W55 D38
 INSIDE: W48 D21
 SEAT: H20½
 ARM: H27



RIGHT ARM FACING LOVESEAT
72 - 48 - 2/2 - RAF
 OVERALL: H37 W55 D38
 INSIDE: W48 D21
 SEAT: H20½
 ARM: H27



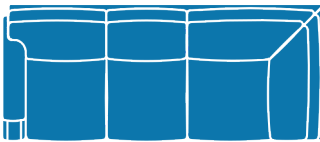
LEFT ARM FACING CHAIR
71 - 24 - LAF
 OVERALL: H37 W32½ D38
 INSIDE: W24 D21
 SEAT: 20½
 ARM: H27



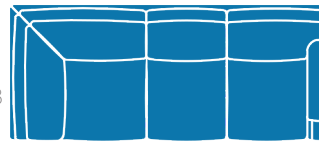
RIGHT ARM FACING CHAIR
71 - 24 - RAF
 OVERALL: H37 W32½ D38
 INSIDE: W24 D21
 SEAT: 20½
 ARM: H27



CORNER CHAIR
71 - C
 OVERALL: H37 W38 D38
 INSIDE: W21 D21
 SEAT: H20½



LEFT ARM FACING CORNER SOFA
74 - 70 - 3/3 - LAF
 OVERALL: H37 W91 D38
 INSIDE: W72 D21
 SEAT: H20½
 ARM: H27



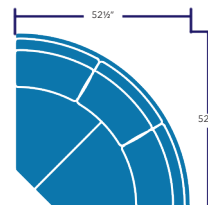
RIGHT ARM FACING CORNER SOFA
74 - 70 - 3/3 - RAF
 OVERALL: H37 W91 D38
 INSIDE: W72 D21
 SEAT: H20½
 ARM: H27



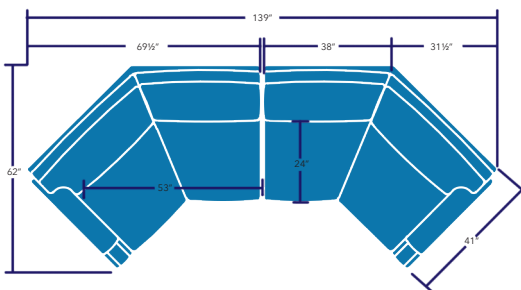
LEFT ARM FACING CHAISE
71 - 24 - CH - LAF
 OVERALL: H37 W31 D68
 INSIDE: W24 D51
 SEAT: H20½
 ARM: H27



RIGHT ARM FACING CHAISE
71 - 24 - CH - RAF
 OVERALL: H37 W31 D68
 INSIDE: W24 D51
 SEAT: H20½
 ARM: H27



ROUND CHAIR
71 - 3/1 - R
 OVERALL: H37 W73 D38
 INSIDE: W48½ D27
 SEAT: H20½



LEFT/RIGHT ARM FACING WEDGE LOVESEAT
72 - 2/2 - LW/RW
 OVERALL: H37 W68 D59
 INSIDE: W53 D21
 SEAT: H20½
 ARM: H27

Classic
LEATHER[®]
AN AMERICAN CLASSIC SINCE 1966

PO BOX 2404
HICKORY, NC 28603

P 828.328.2046

F 828.324.6212

www.classic-leather.com

PROUDLY MADE IN AMERICA

